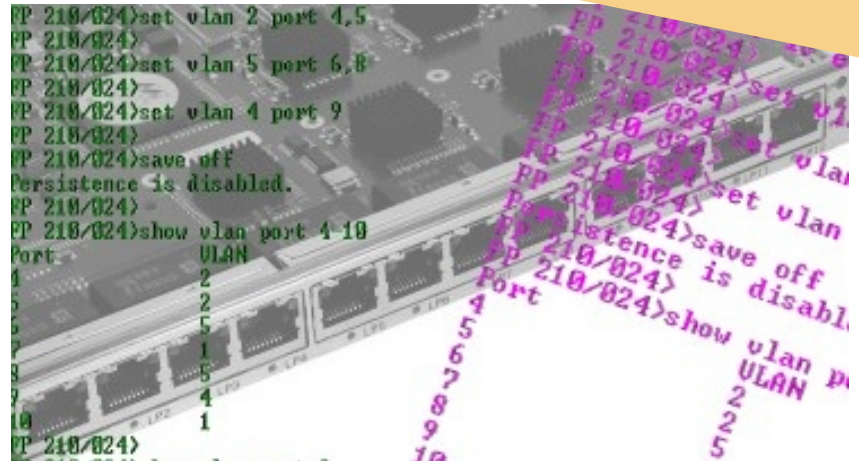


Fabric Switch Configuration Software Tool



APPLICATIONS

The SW FSC/001 Switch Configuration Tool is a software package which allows the user to configure and control several of the features of Concurrent Technologies Ethernet switch fabric board and PCI Express® switch fabric board products for VME, VXS, VPX and CompactPCI® architectures. It works in conjunction with the board's standard operating firmware but runs on a host computer (which may be a single-board computer or a PC) that is connected to the switch board via a serial

port. Alternatively, when the host computer board and the switch board are both in a CompactPCI backplane, the communication between the host computer and the switch board may be via the IPMB connection in the backplane. The Switch Configuration Tool will run on Microsoft® Windows® or Linux® operating systems. The tool uses a command line dialog for operator command entry.

HIGHLIGHTS

- Remotely hosted software:
 - runs under Windows® XP, Windows® Server 2003 and Windows® 2000
 - runs under RedHat Enterprise Linux®
 - level 2 switch management setup
- Uses serial port or IPMB connection to fabric switch in remote chassis
- Range of Ethernet Switch Fabric boards and PCI Express Switch Fabric boards available for VME, VXS, VPX and CompactPCI
- Command-line driven interface using plain text commands
- Uses the switch board's non-volatile memory to save configuration settings
- Supports a range of configuration and control commands, including:
 - switch setup and configuration display
 - hardware status display
 - VLAN setup and display
 - QoS configuration and display
 - spanning tree control
- PCI Express configuration options include:
 - Transparent / Non-Transparent mode
 - PCI Express switch link/lane status
 - PCI Express switch register status
 - PCI Express switch statistics

Fabric Switch Configuration Tool

- controls many switch features in Concurrent Technologies Ethernet switch fabric board products
- VME, VXS, VPX and CompactPCI® architectures
- tool operates on a host PC and communicates with the switch fabric board's firmware via a serial connection:-
 - command line interpreter on host PC
- support for Microsoft® Windows® or Linux®
- level 2 switch management setup

Host Operating Systems

- Microsoft Windows® XP, Windows® Server 2003, Windows® 2000
- RedHat® Enterprise™ Linux®:-
 - Linux ABI compliant software
- portable to other host operating system environments (contact your local sales office for details)
- serial port or IPMB connection to fabric switch
- software tool is not required for normal operation of the switch

Operator Interface

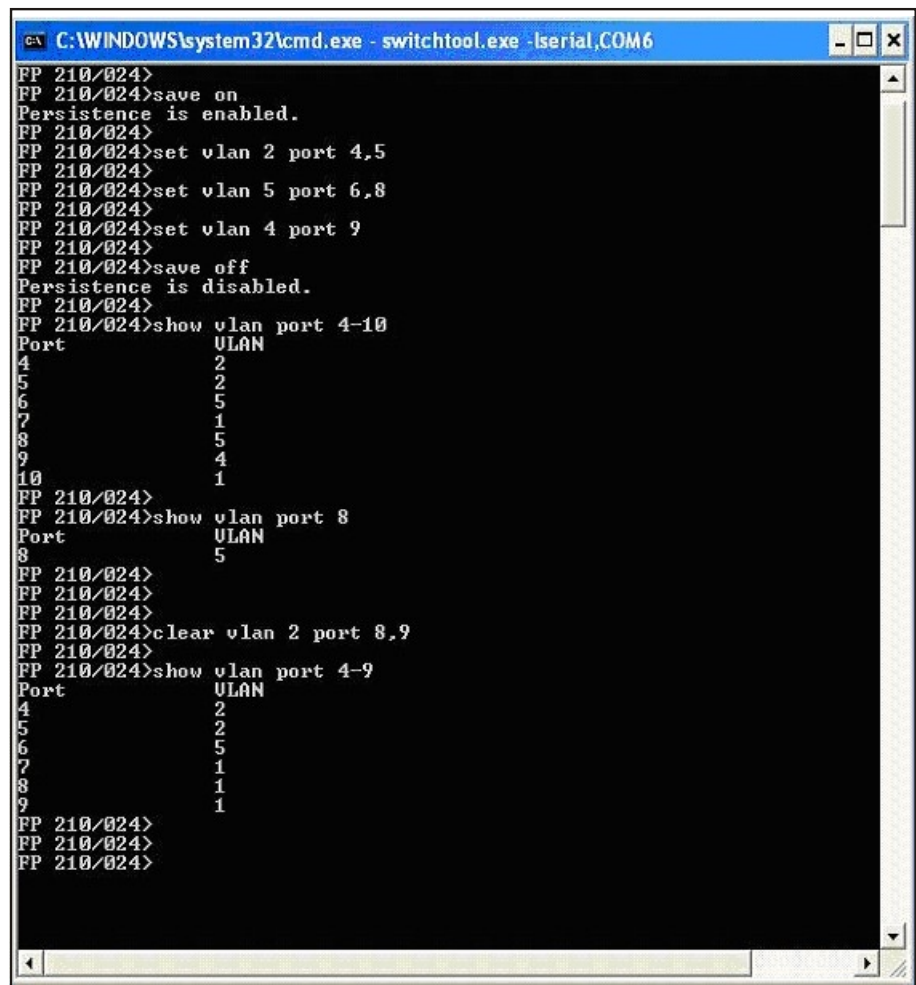

- command-line driven
- plain text command language
- software allows for easy extension to support new switches and/or fabrics
- currently supports the following Concurrent Technologies fabric switch boards:-
 - FP 110/019
 - FP 210/024
 - FR 331/306
 - FX 210/018
 - FX 322/0xx
- contact your local sales office for details of other boards supported

Switch Configuration Interface

- host connects to fabric switch via RS232 serial port or IPMB connection
- connection required only during setup or configuration change
- switch board provides support for non-volatile memory to save configuration settings

Command Options

- commands are available for the following types of operation:-
 - switch setup and configuration display
 - control of non-volatile settings
 - Ethernet port setup and configuration display
 - Ethernet port statistics display
 - VLAN configuration and display
 - spanning tree configuration and display
 - QoS parameter setting and display
 - PCI Express register access
 - PCI Express switch EEPROM access
 - configuration of Transparent / Non-Transparent modes
 - PCI Express switch link/lane status display



ORDERING INFORMATION

Order Number	Product Description (Software)
SW FSC/001-L0	Fabric Switch Configuration Tool