


# General Standards Corporation

High Performance Bus Interface Solutions

## PMC-OPTO32A

32 Optically Coupled Channels

24 Inputs, 8 Outputs



Also available in PCI, cPCI and PC104-Plus form factors as;

PCI-OPTO32A  
cPCI-OPTO32A  
PC104P-OPTO32A

See ordering information below for details.

### Features Include:

- 24 optically isolated inputs
- Selectable input voltage range thru use of field replaceable bias resistors.
- 8 optically isolated outputs - 4 normal outputs, 4 diode clamped
- Software Programmable clock debounce rate
- Software Programmable Change of State detection. Rising edge or falling edge per input channel
- Software Programmable Interrupts on any or all Change of State bit(s)
- Software Pre-loadable Event counter on Input Bit 23
- Programmable Interrupt on event counter overflow
- Built in Self-Test Features.
- Programmable Little Endian / Big Endian swapping
- PCI cycles Asynchronous to local bus cycles
- Software Programmable board base address
- VxWorks™ driver available

**General Standards Corporation**

8302A Whitesburg Drive • Huntsville, AL 35802

Phone: (256)880-8787 or (800)653-9970

FAX: (256)880-8788

Email: sales@generalstandards.com

# General Standards Corporation

## High Performance Bus Interface Solutions

### Functional Overview:

The PMC-OPTO32A board has 32 optically-coupled digital I/ O channels consisting of 8 outputs and 24 inputs. Each channel is electrically isolated (1000 Volts) from the PMC host processor board. Change-of-State Interrupts allow for an interrupt to the PMC host to be generated from any level change on any input. Built-in-self-test, selectable debounce times, input pulse counter, and I/ O voltages to 50 Volts makes for a versatile digital interface board. The board is a single PMC board, which complies with the PMC electrical interface IEEE1386.1. Both VxWorks and Windows NT drivers are available.

Figure 1 Input Channels 0-22, Typical

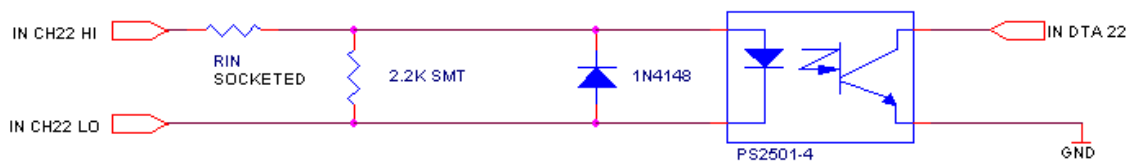
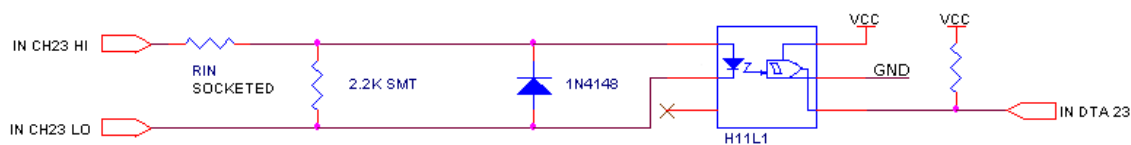


Figure 2 Input Channel 23



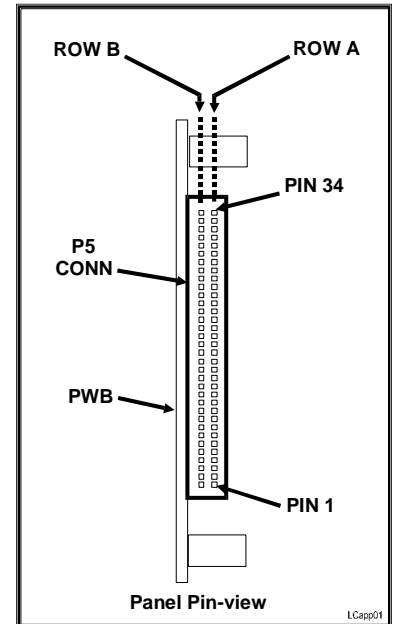


# General Standards Corporation

## High Performance Bus Interface Solutions

### SYSTEM I/O CONNECTIONS

Pin #	PA2, Row A, Signal Names:	Pin #	PB2, Row B, Signal Names:
1	IN CH00 HI	35	IN CH17 HI
2	IN CH00 LO	36	IN CH17 LO
3	IN CH01 HI	37	IN CH18 HI
4	IN CH01 LO	38	IN CH18 LO
5	IN CH02 HI	39	IN CH19 HI
6	IN CH02 LO	40	IN CH19 LO
7	IN CH03 HI	41	IN CH20 HI
8	IN CH03 LO	42	IN CH20 LO
9	IN CH04 HI	43	IN CH21 HI
10	IN CH04 LO	44	IN CH21 LO
11	IN CH05 HI	45	IN CH22 HI
12	IN CH05 LO	46	IN CH22 LO
13	IN CH06 HI	47	IN CH23 HI
14	IN CH06 LO	48	IN CH23 LO
15	IN CH07 HI	49	LOG OUT CH0 HI
16	IN CH07 LO	50	LOG OUT CH0 LO
17	IN CH08 HI	51	LOG OUT CH1 HI
18	IN CH08 LO	52	LOG OUT CH1 LO
19	IN CH09 HI	53	LOG OUT CH2 HI
20	IN CH09 LO	54	LOG OUT CH2 LO
21	IN CH10 HI	55	LOG OUT CH3 HI
22	IN CH10 LO	56	LOG OUT CH3 LO
23	IN CH11 HI	57	PWR OUT CH4 HI
24	IN CH11 LO	58	PWR OUT CH4 LO
25	IN CH12 HI	59	PWR OUT CLAMP 4
26	IN CH12 LO	60	PWR OUT CH5 HI
27	IN CH13 HI	61	PWR OUT CH5 LO
28	IN CH13 LO	62	PWR OUT CLAMP 5
29	IN CH14 HI	63	PWR OUT CLAMP 6
30	IN CH14 LO	64	PWR OUT CH6 HI
31	IN CH15 HI	65	PWR OUT CH6 LO
32	IN CH15 LO	66	PWR OUT CLAMP 7
33	IN CH16 HI	67	PWR OUT CH7 HI
34	IN CH16 LO	68	PWR OUT CH7 LO



The 68-pin DSUB (user I/O interface) connector (PLUG) is mounted at the front edge of the board. The part number is P50E-068DDP-SRI-TG, manufacturer, Robinson Nugent. The mating part number is Kel Corporation 8840-068-174AD - connector, 8840S068CVR – shell. The Robinson Nugent phone no. is 812-945-0211. Contact GSC for factory built cables of any desired length. See Table above for pin-out.

**General Standards Corp.**  
 8302A Whitesburg Drive  
 Huntsville, AL 35802

General Standards Corporation assumes no responsibility for the use of any circuits in this product. No circuit patent licenses are implied. Information included herein supersedes previously published specifications on this product and is subject to change without notice.